

LED SELFIE RING LIGHT

Instruction Manual

SKU: SBA-00113/114



360° Phone Stand

USB, 5V, 2Ah, 9W

Please read the instructions before first use and keep them for future reference

Simply Brands

www.simply-brands.com

Importer Name:
Simply Brands (Asia) Ltd

Importer Address:
Unit 04-05, 16th Floor, The Broadway No. 54-62
Lockhart Road, Wanchai, Hong Kong

General Safety Measures

When using electrical ring lights, you should always follow basic safety measures, including the following:

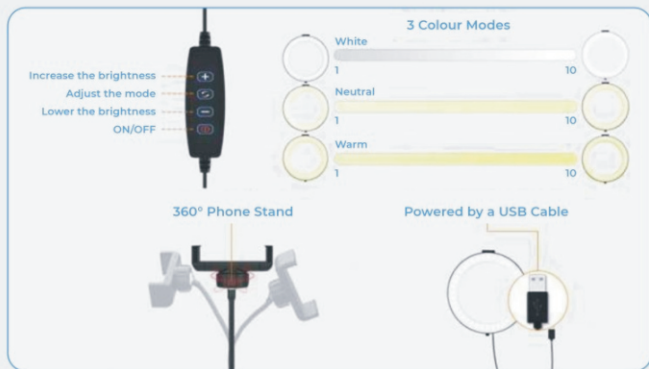
1. Do not use the ring light if it has a damaged USB cable, plug or after a malfunction. It should always be repaired or examined by qualified personnel.
2. To avoid electrocution, do not immerse the USB cable or the ring light in water or other liquids. Do not expose to rain or wet conditions; water entering the ring light will increase the risk of electrocution.
3. Do not leave the ring light in operation unattended, especially when children are nearby. Keep the ring light and its USB cable out of children's reach under 8 years old.
4. Do not leave the USB cable hanging on hot surfaces.
5. Unplug the ring light when you are not using it.
6. Using non-recommended accessories could cause damage to it.
7. Not suitable for outdoor use.
8. Do not place the ring light on heat sources such as ovens, gas cookers, etc.
9. Do not use position the ring light near flammable materials such as curtains, fabric coverings, etc., to prevent starting a fire.
10. This ring light can be used by children 8 years old or above on the condition that it is under an adult's supervision or they've received clear instructions regarding the safe use of the ring light and they understand the risks involved. **It is not the responsibility of the manufacturer or seller, but supervising adult.**
11. The ring light is not a toy. Children should not play with this product.
12. Cleaning and maintenance of the ring light should not be carried out by children, unless they are 8 years old or above and are being supervised.
13. Only suitable for home use, not for non-professional commercial use.
14. Turn off the ring light and remove all cables before cleaning.




IMPORTANT


Please note that the support collar needs to be securely screwed into stand as a support for the light.

Configuration



- To install stand, screw into the bottom of the selfie light.
- Put your mobile phone in the holder. The support can rotate 360°.
- Plug in the USB cable.
- Turn on the device by pressing the power switch.
- You can vary the brightness and color of the lighting with the other buttons.

 The packaging that carries it guarantees that, by becoming waste, this packaging will be recycled and will value through the Integrated Packaging Waste Management System (SIG), managed by Ecoembes.

 Indicates the selective collection of electrical and electronic equipment (EEE) once completed its useful life so that it enters the recycling circuit, and does not end up in garbage containers not allowed.

 Restricts the use of six hazardous materials: Lead, Mercury, Cadmium, Chromium VI (Hexavalent), PBB and PBDE; in the manufacture of various types of electrical equipment and electronic.

 European conformity. It is the testimony by the manufacturer that their product complies with the minimum legal and technical requirements in terms of security of the States members of the European Union. The CE mark does not imply the quality of this product.